

# peterson



## Owners Manual

Congratulations on your purchase of the Peterson BodyBeat®. Please take the time to read through this manual and use the metronome as directed.

### Power

Your new BodyBeat Metronome is powered by a 9V battery. To change or access the battery, open the battery door (5) on the side of the metronome and carefully remove the battery clip. For best results always use a high quality Alkaline battery.

### Functions



1. Metronome On/Off
2. Audio Volume Control
3. Headphone Jack
4. UP/DOWN Buttons
5. Battery Compartment
6. Vibe Clip socket
7. Mode Button
8. Power ON/OFF
9. 440Hz Tone button

### BodyBeat Screen

The BodyBeat's screen shows  
Tempo  
Beats to the bar  
Beat subdivisions  
Battery status

### Getting Started

Press button 8 to switch the power on and button 1 to start the metronome.

### BodyBeat Options

The Body Beat can be used in four different ways:

1. Standard audio operation with built-in speaker
2. Using headphones (not supplied) plugged into jack (3)
3. Visually with the baton display on the metronome screen
4. Using the included Vibe Clip™ clipped to the body

### Vibe Clip

The Vibe Clip allows the rhythm to be transmitted from the metronome to the user invisibly and silently via vibration. Apply to one of the following areas:

1. Small of the back
2. Hip area near the pelvic bone
3. Nape of the neck
4. Shoe top
5. Sleeve or pocket

### Vibe Clip Use

Ensure that the correct (capsule) side of the Vibe Clip is facing the body.




This side of the Vibe Clip should face the body.

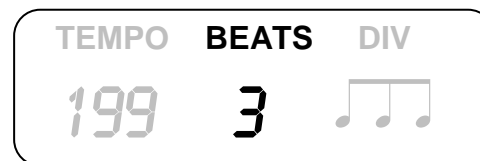
### Changing Settings




Tempo, Beats per bar and subdivisions can be changed at any time by the user.



To change the Tempo, push the Mode button (7) until TEMPO starts to blink and use the UP/DOWN buttons (4) to change the rate of beats per minute.



To change the number of beats to the bar, push the Mode button (7) until BEATS starts blinking and use the UP/DOWN buttons (4) to choose a new value.



To change the type of subdivision, press the Mode button (7) until DIV starts blinking and use the UP/DOWN buttons (4) to choose a new subdivision.

### Concert Pitch Reference Tone

Pressing this button (9) causes the BodyBeat to emit a continuous 440Hz tone from the built-in speaker or headphones if connected. Use the Audio Volume Control to choose a comfortable level. The pitch works even when the Vibe Clip is plugged in.

### Parameters

*Tempo* can be set to between 40 and 216 BPM (Beats per minute) in 1 beat increments.

*Beats* can be set to between 0 and 9 beats per bar in one beat increments.

*Div* can be set to any of the following settings:

Quarter Notes

Eighth Notes

Triplets

Sixteenth Notes

Dotted Eighth & Sixteenth Notes

Dotted Sixteenth & 32<sup>nd</sup> Notes

Sixteenth & Dotted Eighth Notes

32<sup>nd</sup> & Dotted Sixteenth Notes

### Auto-Off

The BodyBeat will automatically switch itself off after a period of inactivity

**Continued overleaf**

### Technical Specifications

Size: 3.7"x2.8"x1.6" (96x72x30mm)  
Weight: 5oz (140g)  
Power: 9V Battery  
Reference Tone: 440Hz  
Outputs: Vibe Clip (1/8th" jack)  
Headphone (1/8th" jack)  
Audio Speaker

### Warranty

We warrant this product to be free of defects in materials or workmanship for a period of ONE year after delivery to the original purchaser. Our obligation under this warranty is limited to the replacement or repair of any part or parts which prove upon our examination to be defective.

This warranty does not apply to damage resulting from transportation, misuse, abuse, or alteration. The complete unit must be returned to our factory, transportation charges prepaid. In order to speed the return of the unit to you, it is recommended that for all repairs, other than those required as a result of shipping damage, you deal directly with our factory. In case of damage in shipment, a claim should be filed with the carrier. Be sure to include a brief description of the difficulty you are experiencing and your return address.

The above warranty is contingent upon registration within 10 days of the date of receipt of the product by the original purchaser. The warranty conveys specific legal rights to the purchaser, other rights vary from state to state and internationally.

Register on-line at:

<http://www.petersontuners.com/warranty>

Join the BodyBeat Users Forum at:

<http://www.petersontuners.com/forum>

**peterson**

Electro-Musical Products, Inc.  
11601 S. Mayfield Ave.  
Alsip, IL 60803  
USA  
1-708-388-3311

[info@petersontuners.com](mailto:info@petersontuners.com)

[www.petersontuners.com](http://www.petersontuners.com)

[www.BodyBeat.net](http://www.BodyBeat.net)

*BodyBeat is a registered trademark*

*US Patent 7,268,290, and 7,285,101*

PETERSON BB-1 BODYBEAT – ENGLISH V. 1.08

© 2008 Peterson Electro-Musical Products, Inc.

